


POLAND, 05-077 WARSAW, Szosa Lubelska 4  
tel. /fax.: (+48) 22 773 39 32; 22 773 37 78  
biuro@szkurlat.com.pl  
www.szkurlat.com.pl

## FLIGHT AUGERS (SINGLE-COIL AUGERS) FOR MECHANICAL DRILLING RIGS



### APPLICATION

Flight augers are used for drilling holes with wide range of possible diameters. Single-coil augers can be mounted to **any type of mechanical drilling rig**, using proper joint.

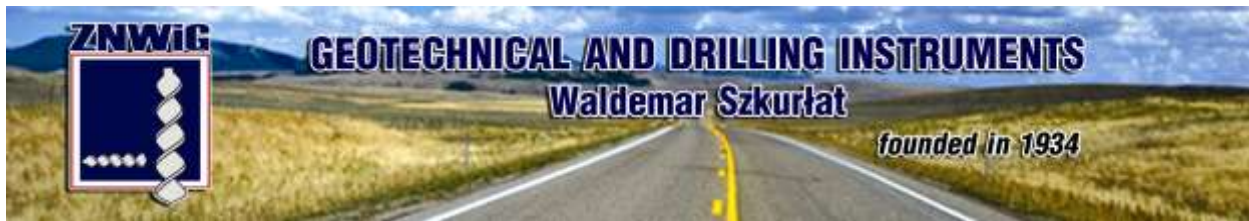
Flight augers are commonly applied for the following purposes:

- ✚ geological and geotechnical testing
- ✚ drilling holes for piles
- ✚ horizontal drillings
- ✚ well sinking
- ✚ collectors construction

Our offer contains augers for light drilling rigs and **massive augers for large mechanical drilling rigs**.

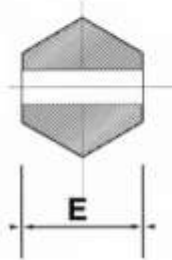
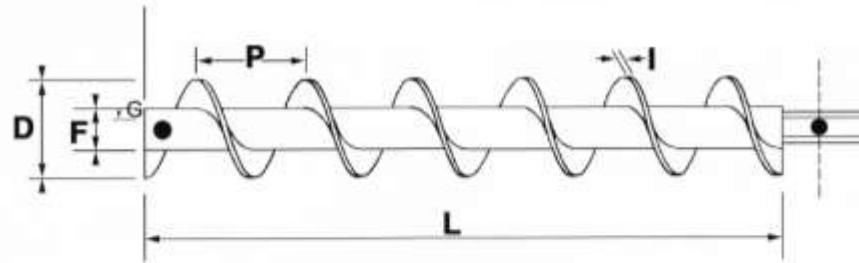
### KEY FEATRES

- ✚ Available outer diameters are **from 60 to 1000 mm**, total length **from 0,5 to 6 meters**.
- ✚ It's made in shape of spiral. The spiral have a determined pitch and it's made from a flat with thickness from 3 to 20mm.
- ✚ Every single auger can be connected with others in a column by using hexagonal-, square- or conical screw-joints.
- ✚ The joint is secured by a cotter, a cotter "with a ball" or a screw



POLAND, 05-077 WARSAW, Szosa Lubelska 4  
 tel. /fax.: (+48) 22 773 39 32; 22 773 37 78  
 biuro@szkurlat.com.pl  
 www.szkurlat.com.pl

## SPECIFICATIONS



L - LENGTH OF AUGER  
 D - OUTER DIAMETER  
 P - PITCH  
 I - COIL THICKNESS  
 F - CASING TUBE DIAMETER  
 G - CASING TUBE WALL THICKNESS  
 E - JOINT DIAMETER

Outer diameter D (mm)	Spiral		Casing Tube		Hexagonal-joint E (mm)
	Pitch P (mm)	Coil thickness I (mm)	Diameter F (mm)	Wall thickness G (mm)	
60	55	4-5	20	5	20
64	55	4-5	25	5	20 / 24
70	60	4-5	20	5	24
75	60	4-6	25	5	24
82	65	5-6	32	5 - 6,3	32
86	65	5-6	36	5 - 6,3	32
92	75	5-6	42	5 - 6,3	32
98	75	5-6	48	5 - 6,3	32
100	80	5-6	52	5 - 6,3	32
110	80	5-6	57	6,3	32
120	100	6-8	60	6,3	32
130	110	6-8	60	6,3	36
140	120	6-8	60	6,3	36
160	130	6-8	70	6,3	46
180	150	8-10	70	6,3 - 7,1	46
200	150	8-10	70	6,3 - 7,1	46/55
220	180	8-12	90	6,3 - 7,1	46/55
240	200	8-12	90	7,1	46/55
270	220	8-12	90	7,1	46/55
310	220	8-12	90	7,1	55
400	320	8-14	90	7,1	55
500	400	8-14	101,6	8,8	55
600	480	8-14	101,6	8,8	55/65
700	560	8-14	127	8,8	55/65
800	640	8-14	127	8,8	55/85
1000	700	8-14	127	8,8	55/85

Length L : 0,5 - 6 meters

\* Shown measures are most commonly used.

On request of a customer we can make other agreed dimensions.

## EQUIPMENT VARIETIES

We offer two types of flight augers:

- ✚ without the clearance for "dry" drillings
- ✚ with the clearance for using a drilling mud

## TO WHOM WE ADDRESS THE OFFER:

Flight augers are bought mainly by:

- ✚ Drilling companies
- ✚ Construction and foundation companies
- ✚ Well-sinking companies
- ✚ Geotechnical companies



For our augers we also produce:

- ✚ Cutters: conical, spiral, "fish tail", flat bit electrode or carbide imbued
- ✚ Drilling rig – flight auger connection as agreed with customer's requirements

